


Mobile Deposit Guide

Deposit your checks the quick and easy way -
from the comfort of wherever you are with your mobile device!

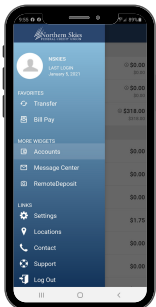
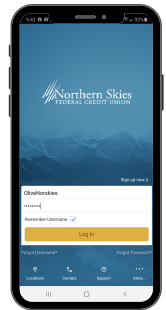


1. Download

Download (or update) the most current version of the Northern Skies eMobile App on your mobile device.

2. Login

Enter your username and password.
Or, if you haven't already, select "Sign up now".

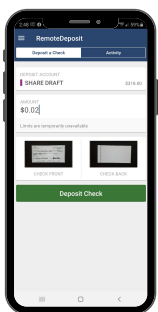


3. Select

Choose "Mobile Deposit" from the menu.

4. Endorse

Write "For mobile deposit only to NSFCU" on the back of your check.



5. Add Info

Select the deposit account, fill in the amount, take photos of the front and back of your check, and click "Make Deposit".

6. That's it!

Review your confirmation and keep your check until you see the deposit has been added to your account.

